



# **DR. V.R.K WOMEN'S COLLEGE OF ENGINEERING AND TECHNOLOGY**

Approved by AICTE & Permitted by Government of Telangana State  
Affiliated to Jawaharlal Nehru Technological University Hyderabad  
Aziznagar (V), Moinabad (M), R.R. Dist. 500 075 - T.S.  
Contact No. 7893044962 / 08413235962  
Website : [www.drvrkwomenscollege.com](http://www.drvrkwomenscollege.com)

---

# **INCOME AND EXPENDITURE STATEMENT FOR THE FINANCIAL YEAR 2021-2022**





  
PRINCIPAL  
DR.V.R.K WOMEN'S COLLEGE  
OF ENGINEERING AND TECHNOLOGY

**Dr. V.R.K. WOMEN'S COLLEGE OF ENGINEERING & TECHNOLOGY  
AZIZNAGAR (V), MOINABAD (M), R.R. DIST.**

**INCOME AND EXPENDITURE STATEMENT FOR THE YEAR ENDING 01.04.2021 TO 31.03.2022**

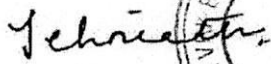
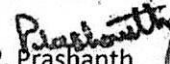
Expenditure		Rs	Income	Rs
Salaries		2,68,08,000	Fee Collection	16,80,000
Avertisement Charges		13,778	<b>Other Receipts</b>	
Electricity Charges		7,45,183	Alumni Contribution	2,25,000
Telephone Charges		24,780	Sponsored Research	-
Profession & Consultance Charges		1,38,450	Consultancy from Industry	-
Consumables		2,66,653	Others	-
E-Resource - DELNET Renewal	14,080.00			
- JGATE Renewal	73,630.00	87,710		
Repairs & Maintenance				
- Building Maintenance	33,01,800.00			
- Electricity Maintenance	3,40,000.00			
- AMC-Website	70,000.00			
- AMC ERP	1,00,000.00	38,11,800		
Color Code Dust Bins		30,000.00		
LED Sensor Based Bulbs		10,000.00		
LED Bulbs		30,000.00		
Internet		48,000		
Printing and Stationery		73,522		
Financial Support, Conference, Workshop and Other promoting activities (R&D)		1,00,500		
Training & Travelling Exp.		2,92,680		
Conveyance		11,398		
Audit Fees		3,00,000		
Office and Administrative Expenses		1,75,511		
Bank Charges		61,982		
Security Service Charges		61,160		
Affiliation and Other Expenses		9,76,496		
Canteen Expenses		97,157		
Staff Welfare		15,925		
Misc. Expenses		38,899		
Property Tax		2,67,690		
Diesel		41,750		
Net Loss		(3,59,90,207)		
Depreciation		33,66,183		
<b>Total Expenditure</b>		<b>19,05,000</b>	<b>Total Income</b>	<b>19,05,000</b>
<b>Workings</b>				
Total Expenditure with Salary		<b>3,78,95,207</b>		
Total Expenditure without Salary		<b>1,10,87,207</b>		
total number of students		167		
cost per student with salary		2,26,917		
Cost per student without salary		66,390		
For Dr. VRK Educational Society			For Bhaskara Rao & Associates	
<i>Shadni</i>			Chartered Accountant	
(Ms. Shadan Tehniath)			F.R.N.0061715	
President			P. Prashanth	
			Partner	
			M.No.211208	

*[Signature]*  
PRINCIPAL  
DR.V.R.K WOMEN'S COLLEGE  
OF ENGINEERING AND TECHNOLOGY



Dr. V.R.K. WOMEN'S COLLEGE OF ENGINEERING & TECHNOLOGY, AZIZNAGAR (V), MOINABAD (M), R.R. DIST.

Balance Sheet for the year ending 31st March, 2022

Liabilities		Amount Rs.	Assets	Amount Rs.
Corpus Fund		0	Fixed Assets as per Schedule-I	11801165
Founder Member Contribution		1224000		
Revenue Reserves	-87025975		<u>Current Assets</u>	
Add: Current year excess	<u>-35990207</u>	-123016182	Cash & Bank	112020
<b><u>Current Liabilities</u></b>			<b><u>Loans &amp; Advances</u></b>	
Advance Fee received		0	Electricity Deposit	352222
TDS Payable		286461	Telephone Deposit	500
Loan from Medical		133519628		
Professional Charges Payable		252000		
		<b>12265907</b>		<b>12265907</b>
For Dr. VRK Educational Society  (Ms. Shadan Tehniath) President			For Bhaskara Rao & Associates Chartered Accountant F.R.N.0061715  P. Prashanth Partner M.No.211208	



  
 PRINCIPAL  
 DR.V.R.K WOMEN'S COLLEGE  
 OF ENGINEERING AND TECHNOLOGY

**Dr. V.R.K. WOMEN'S COLLEGE OF ENGINEERING & TECHNOLOGY, AZIZNAGAR (V), MOINABAD (M), R.R. DIST.**


**FIXED ASSETS DEPRECIATION SCHEDULE-I FOR THE FY 2021-22**

Particulars	Dep. Rate	WDV as on 01.04.2021	Additions	Delections	Total	Depreciation for the year	WDV as on 31.03.2022
Land - Aziz Nagar	-	10,80,480.00	-	-	10,80,480.00	-	10,80,480.00
Buildings-Engg College	10%	20,02,994.41	1,26,250.00	-	21,29,244.41	2,12,924.44	19,16,319.97
Air Conditioner	15%	67,384.25	-	-	67,384.25	10,107.64	57,276.61
Vehicles	15%	4,14,476.03	-	-	4,14,476.03	62,171.40	3,52,304.63
Computers	40%	18,92,784.10	37,00,000.00	-	55,92,784.10	22,37,113.64	33,55,670.46
Electrical Equipments	15%	4,56,100.81	-	-	4,56,100.81	68,415.12	3,87,685.69
Furnitures & Fittings	10%	7,71,612.24	-	-	7,71,612.24	77,161.22	6,94,451.01
Generator	15%	910.13	-	-	910.13	136.52	773.61
Lab Equipment	15%	20,65,266.39	2,15,814.00	-	22,81,080.39	3,42,162.06	19,38,918.34
Office Equipment	15%	4,78,071.73	86,000.00	-	5,64,071.73	84,610.76	4,79,460.97
Projector	15%	20,605.12	-	-	20,605.12	3,090.77	17,514.35
Xerox Machine	15%	1,26,225.41	-	-	1,26,225.41	18,933.81	1,07,291.60
Lifts	15%	1,13,912.82	-	-	1,13,912.82	17,086.92	96,825.90
Fire Equipment	15%	95,965.01	-	-	95,965.01	14,394.75	81,570.26
Water Dispenser	15%	1,20,135.13	-	-	1,20,135.13	18,020.27	1,02,114.86
Water Purification Plant	15%	5,58,625.91	-	-	5,58,625.91	83,793.89	4,74,832.02
Solar Energy Systems	15%	2,64,019.71	-	-	2,64,019.71	39,602.96	2,24,416.75
Library Books	15%	2,05,476.91	67,800.00	-	2,73,276.91	40,991.54	2,32,285.37
Digital Library	15%	2,36,438.13	-	-	2,36,438.13	35,465.72	2,00,972.41
<b>TOTAL:-</b>		<b>1,09,71,484.24</b>	<b>41,95,864.00</b>	<b>-</b>	<b>1,51,67,348.24</b>	<b>33,66,183.43</b>	<b>1,18,01,164.81</b>

For Dr. VRK Educational Society

*Shadan Tehniath*  
Shadan Tehniath

President



For Bhaskara Rao & Associates


Chartered Accountant

F.R.N. 00613150

P. Prashanth

Partner

M.No.211208



*Principal*  
PRINCIPAL  
DR.V.R.K WOMEN'S COLLEGE  
OF ENGINEERING AND TECHNOLOGY

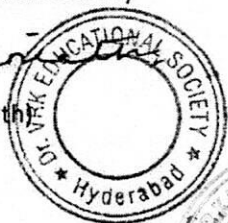
Dr. V.R.K. WOMEN'S COLLEGE OF ENGINEERING & TECHNOLOGY, AZIZNAGAR (V), MOINABAD (M), R.R. DIST.

RECURRING EXPENDITURE STATEMENT FOR THE YEAR ENDING 01.04.2021 TO 31.03.2022

2021-22					
Particulars	CSE	ECE	EEE	S&H	TOTAL
	Rs.	Rs.	Rs.	Rs.	Rs.
Avertisement Charges	3,858	2,342	1,102	6,476	13,778
Electricity Charges	2,08,651	1,26,681	59,615	3,50,236	7,45,183
Telephone Charges	6,938	4,213	1,982	11,647	24,780
Profession & Consultance Charges	38,766	23,537	11,076	65,072	1,38,450
Consumables	74,663	45,331	21,332	1,25,327	2,66,653
E-Resource - DELNET Renewal	3,942	2,394	1,126	6,618	14,080
- JGATE Renewal	20,616	12,517	5,890	34,606	73,630
Repairs & Maintenance	-	-	-	-	-
- Building Maintenance	9,24,504	5,61,306	2,64,144	15,51,846	33,01,800
- Electricity Maintenance	95,200	57,800	27,200	1,59,800	3,40,000
- AMC-Website	19,600	11,900	5,600	32,900	70,000
- AMC ERP	28,000	17,000	8,000	47,000	1,00,000
Color Code Dust Bins	8,400	5,100	2,400	14,100	30,000
LED Sensor Based Bulbs	2,800	1,700	800	4,700	10,000
LED Bulbs	8,400	5,100	2,400	14,100	30,000
Internet	13,440	8,160	3,840	22,560	48,000
Printing and Stationery	20,586	12,499	5,882	34,555	73,522
Financial Support, Conference, Workshop and Other promoting activities (R&D)	28,140	17,085	8,040	47,235	1,00,500
Training & Travelling Exp.	81,950	49,756	23,414	1,37,560	2,92,680
Conveyance	3,191	1,938	912	5,357	11,398
Audit Fees	84,000	51,000	24,000	1,41,000	3,00,000
Office and Administrative Expenses	49,143	29,837	14,041	82,490	1,75,511
Bank Charges	17,355	10,537	4,959	29,132	61,982
Security Service Charges	17,125	10,397	4,893	28,745	61,160
Affiliation and Other Expenses	2,73,419	1,66,004	78,120	4,58,953	9,76,496
Canteen Expenses	27,204	16,517	7,773	45,664	97,157
Staff Welfare	4,459	2,707	1,274	7,485	15,925
Misc. Expenses	10,892	6,613	3,112	18,283	38,899
Property Tax	74,953	45,507	21,415	1,25,814	2,67,690
Diesel	11,690	7,098	3,340	19,623	41,750
Depreciation	9,42,531	5,72,251	2,69,295	15,82,106	33,66,183
<b>TOTAL:-</b>	<b>31,04,418</b>	<b>18,84,825</b>	<b>8,86,977</b>	<b>52,10,987</b>	<b>1,10,87,207</b>

For Dr. VRK Educational Society

(Ms. Shadan Tehniath  
President




For Bhaskara Rao & Associates

Chartered Accountant

F.R.N.0061715

P. Prashanth  
Partner

M.No.211208



PRINCIPAL  
DR.V.R.K WOMEN'S COLLEGE  
OF ENGINEERING AND TECHNOLOGY

Dr. V.R.K. WOMEN'S COLLEGE OF ENGINEERING & TECHNOLOGY, AZIZNAGAR (V), MOINABAD (M), R.R. DIST.  
NON-RECURRING EXPENDITURE STATEMENT FOR THE YEAR ENDING 01.04.2021 TO 31.03.2022

Year	CSE	ECE	EEE	S & H	TOTAL
	Rs.	Rs.	Rs.	Rs.	Rs.
2021-22	11,74,842	7,13,297	3,35,669	19,72,056	41,95,864

For Dr. VRK Educational Society

*Shadan Tehniath*

(Ms. Shadan Tehniath)  
President




For Bhaskara Rao & Associates

Chartered Accountant

F.R.N.0061715



*P. Prashanth*  
P. Prashanth  
Partner

M.No.211208




*[Signature]*  
PRINCIPAL  
DR.V.R.K WOMEN'S COLLEGE  
OF ENGINEERING AND TECHNOLOGY

**Dr. V.R.K. WOMEN'S COLLEGE OF ENGINEERING & TECHNOLOGY, AZIZNAGAR (V), MOINABAD (M), R.R. DIST.  
INSTITUTIONAL LEVEL INCOME AND EXPENDITURE AND COST PER STUDENT FOR THE YEAR 01.04.2021 TO 31.03.2022**

FY 2021-22		CSE	ECE	EEE	S & H	TOTAL
Salaries		75,06,240	45,57,360	21,44,640	1,25,99,760	2,68,08,000
Recurring		31,04,418	18,84,825	8,86,977	52,10,987	1,10,87,207
Recurring including Salaries A		1,06,10,658	64,42,185	30,31,617	1,78,10,747	3,78,95,207
Non Recurring B		11,74,842	7,13,297	3,35,669	19,72,056	41,95,864
Total	C= A+B	1,17,85,500	71,55,482	33,67,286	1,97,82,803	4,20,91,071
No students	D	84	22	15	46	167
cost per student	E = C/D	1,40,304	3,25,249	2,24,486	4,30,061	2,52,042
For Dr. VRK Educational Society		For Bhaskara Rao & Associates				
<p><i>Shadniath</i></p> <p>(Ms. Shadan Tehniath) President</p> 		<p>Chartered Accountant F.R.N.0061715</p> <p><i>Prashanth</i></p> <p>P. Prashanth Partner M.No.211208</p> 				



  
 PRINCIPAL  
 DR.V.R.K WOMEN'S COLLEGE  
 OF ENGINEERING AND TECHNOLOGY